

Harvard University
Department of Chemistry
12 Oxford Street
Cambridge, Massachusetts 02138
U.S.A.
Professor E. Bright Wilson

Michigan State University
Department of Chemistry
East Lansing, Michigan 48823
U.S.A.

Professor Richard H. Schwendeman

April 25, 1972

Dear Contributor:

This is the fifteenth microwave spectroscopy information letter and is being sent to those who contributed. We regret that it contains some inconsistencies due to errors in contributed lists, errors we were not able to correct.

1. Name of Institution: Allahabad University
Name of Department or Institute: Physics Department
Name to whom Queries should be addressed Professor Krishnaji

<u>FORMULA</u>	<u>NAME OF COMPOUND</u>	<u>NAME OF INVESTIGATOR</u>	<u>PRESENT STAGE OF PROGRESS</u>
$O-C_6H_4FBr$	O-fluoro-bromo-benzene	S.L. Srivastava and K.K. Kirty	Assignment Completed
$m-C_6H_4FBr$	m-fluoro-bromo-benzene	S.L. Srivastava and K.K. Kirty	Work in Progress

2. Name of Institution: University College of North Wales, Bangor, Caerns., U.K.

Name of Department or Institute: School of Physical and Molecular Sciences.

Name to whom Queries should be addressed: John Sheridan.

<u>FORMULA</u>	<u>NAME OF COMPOUND</u>	<u>NAME OF INVESTIGATOR</u>	<u>PRESENT STAGE OF PROGRESS</u>
C_3H_6O } C_3H_5OD }	cyclopropanol	J. N. Macdonald	$v = 0$ and $v = 1$ energy manifolds being refined.
C_4H_5NO	5 methyl isoxazole	J. N. Macdonald	Work continuing.
$C_3H_4N_2$	imidazole	J. H. Griffiths J. Sheridan	Quadrupole coupling tensors completely determined; r_s structure being completed.
$C_4H_6N_2$	N-methyl imidazole	H. U. Wenger	Ground state assigned.
C_3H_4S	propargyl mercaptan	J. Sheridan	Details of $v = 0$ and $v = 1$ energy manifolds being worked out in collaboration with University of Kiel and Monash University (F. Scappini and K. Bolton respectively). Work on isotopic forms.
C_3H_8S	isopropyl mercaptan	J. H. Griffiths	$v = 0 \longrightarrow v = 1$ excitation determined for gauche form.
$C_2H_2N_2O$	2,4 - oxadiazole	D. Norbury	Work continuing.
C_4H_6O (X)	oxaspiropentane	D. Norbury	Several lines measured.
C_3F_4 (CF_3CCF)	perfluoropropyne	T. D. Summers	Ground and first excited state constants; ^{13}C species; structure.
$C_3H_3F_3O_2$ (CF_3COOCH_3)	methyl trifluoroacetic acid	T. D. Summers	Ground state of <u>cis</u> form assigned; internal rotor splittings.
C_4H_5NS	3-methyl isothiazole*	H. U. Wenger O. L. Stiefvater	Several D.R.'s observed; assignment in progress.
$C_4H_6O_2$	cyclopropyl carboxylic acid	T. D. Summers O. L. Stiefvater	D. R. assignment of ground and four excited states; approximate ratio for μ_A, μ_B ; work on deuterated (CO_2D) species.

$C_2H_2N_2S$	2,4-thiadiazole	D. Norbury, O. L. Stiefvater	Structure by DR of ^{13}C species in progress; refined constants.
C_3H_5FO	propionyl fluoride	O. L. Stiefvater	Structure determination continuing (doubly substituted species).
$C_3H_6O_2$	propionic acid	O. L. Stiefvater	I. r_s structure of <u>cis</u> form approaching completion. II. <u>Gauche</u> forms assigned. Barrier determination in progress.
C_4H_8O	isobutyraldehyde	O. L. Stiefvater	Refinement of intensity data and potential function continuing.
C_4H_7FO	isobutyryl fluoride	O. L. Stiefvater	Tunnelling of gauche forms observed in $T = 4$ and $T = 5$; <u>trans</u> form in progress.
$C_4H_8O_2$	isobutyric acid	O. L. Stiefvater	Spectrum surveyed; assignment impending.
$C_2H_3Cl O_2$ (Cl COOCH ₃)	methyl chloroformate	D. Lister N. L. Owen	Main species assigned.
C_7H_7FO	p-fluoroanisole	N. L. Owen	Ground state assigned.
$C_4H_4O_2$ (HCOOCH ₂ CCH)	propargyl formate	G. I. L. Jones N. L. Owen	Tentative assignment of planar <u>trans</u> form.

3. Name of Institution Freie Universität Berlin

Name of Department or Institute II. Physikalisches Institut

Name to Whom Queries Should Be Addressed Prof. Dr. R. Honerjäger
1 Berlin 33, Boltzmannstraße 20

<u>FORMULA*</u>	<u>NAME OF COMPOUND</u>	<u>NAME OF INVESTIGATOR**</u>	<u>PRESENT STAGE OF PROGRESS</u>
BrTl (TlBr)	Thallium bromide	E. TIEMANN	Stark effect measurements / Z.Naturforsch <u>26a, 1806 (1971)</u>
I Tl (Tl I)	Thallium iodide	E. TIEMANN	

GeTe	Germanium telluride	J. HOEFT E. TIEMANN T. TÖRRING	HF's, Z.Naturforsch. 26a, 1930 (1971)
BrCs (CsBr)	Cesium bromide		HF's, to be published
NP (PN)	Phosphorus nitride		Rotational spectrum, HF's, to be published
SSi (SiS)	Silicon sulphide		Deviations from B.O. approxim.in the rot. spectrum, to be published
ClGa (GaCl)	Gallium chloride		Rotational spectrum, HF's, to be published
IK (KI)	Potassium iodide		HF's, measurements nearly complete
BaO	Barium oxide		Rotational spectrum, HF's, remeasurements
CsI	Cesium iodide		HF's, to be published
AlBr	Aluminum bromide		HF's assigned
AlI	Aluminum iodide		HF's assigned
ClIn (InCl)	Indium chloride	Stark effect measure- ments, to be published	
TlF	Thallium fluoride	R. Honerjäger R. Tischer	g _J -factors and
CsF	Cesium fluoride		magnetic susceptibi-
CsCl	Cesium chloride		lity anisotropy from
CsBr	Cesium bromide		Zeeman-effect in the
CsI	Cesium iodide		microwave rotational
SnS	Tin sulfide		spectrum to be published

4. Name of Institute: Istituto Chimico "G. Ciamician", University of
Bologna and
Laboratorio di Spettroscopia Molecolare, Nation
al Research Council, Bologna
Name to Whom Queries should be adressed: Prof. Paolo G. Favero

<u>FORMULA</u>	<u>NAME OF COMPOUND</u>	<u>NAME OF INVESTIGATOR</u>	<u>PRESENT STAGE OF PROGRESS</u>
C ₅ H ₄ NBr	2-Bromopyridine 4-Bromonvridine	Caminati Forti	NQHS. Manuscript in preparation.

$(\text{CH}_3)_2\text{NPF}_2$	Dimethylamino-difluoro-phosphine	Favero Damiani Forti	Sent for publication.
$\text{C}_6\text{H}_{11}\text{Cl}$	Cyclohexyl chloride	Damiani Ferretti	Spectrum of equatorial species assigned. NQHFS analyzed.
$\text{C}_6\text{H}_{10}\text{F}_2$	Cyclohexyl difluoride.	Damiani Ferretti	Spectrum assigned. Dipole moment.
$\text{C}_3\text{H}_4\text{O}$	Propargyl alcohol	Corbelli Mirri	Millimetre spectrum in progress.
$\text{C}_2\text{H}_3\text{NO}$	Glycollonitrile	Lister Cazzoli Mirri	Barrier to internal rotation evaluated. Manuscript in preparation.
NH_2Cl	Monochloroamine	Cazzoli Lister Favero	Spectrum and NQHFS analyzed. In press.
NH_2Cl	Monochloroamine	Cazzoli Lister	Inversion splitting and barrier. Manuscript in preparation.
C_6H_{10}	1-Esyne	Damiani Mirri	Two conformers identified.
$\text{N}(\text{CH}_3)\text{HCl}$	Mono-chloro-methylamine	Mirri Camianti	Spectrum assignment in progress.
$\text{C}_6\text{H}_6\text{FN}$	Meta-fluoro-aniline	Lister Cazzoli Damiani	Spectrum of normal and deuterated species at nitrogen. Manuscript in preparation.

5. UNIVERSITY OF BRISTOL
School of Chemistry
Bristol BS8 1TS
England.

A. Peter Cox

CH_3NO	Nitrosomethane	Isotopic work and centrifugal distortion in progress
CH_3NO_2	Nitromethane	Structure published
CH_3NO_3	Methyl nitrate	Structure published
HNO_2	Nitrous acid	Structure, centrifugal distortion and force field published.

N_2O_3	Dinitrogen trioxide	Quadrupole coupling in manuscript
C_5H_5In	Cyclopentadienyl indium	Structure/quadrupole/ excited states to be published
C_5H_5Tl	Cyclopentadienyl thallium	Coriolis published; structure complete
C_5H_5NiNO	Cyclopentadienyl nitrosyl nickel	Analysis of higher excited states complete
C_5H_5PtNO	Cyclopentadienyl nitrosyl platinum	Structures to be published
$C_5H_5TiC_7H_7$	Cyclopentadienyl titanium cyclopentadienide	
$C_6H_5C_2H(D)$	Phenyl acetylene	Assignment and dipole in manuscript

6. Name of Institution University of California, Santa Barbara

Name of Department or Institute Chemistry

Name to Whom Queries Should Be Addressed David O. Harris

<u>FORMULA*</u>	<u>NAME OF COMPOUND</u>	<u>NAME OF INVESTIGATOR**</u>	<u>PRESENT STAGE OF PROGRESS</u>
$C_8H_{10}O_3$	4-methyl-2,6,7-trioxabicyclo[2,2.2]octane	W. D. Slafer	Assigned
$C_7H_{10}O_3$	2,8,9 trioxadamantane	W. D. Slafer	Assigned
$C_4H_{11}P$ [(CH ₃) ₃ P=CH ₂]	trimethyl methylene phosphorane	W. D. Slafer	In progress
$C_3H_4F_2$	2,3 difluoropropene	A. D. English	In progress
BaO	Barium Oxide	R. W. Field	Microwave optical double resonance observed. (in press)

7. Name of Institution University of Cincinnati

Name of Department or Institute Chemistry

Name to Whom Queries Should Be Addressed Clarence H. Thomas

<u>FORMULA*</u>	<u>NAME OF COMPOUND</u>	<u>NAME OF INVESTIGATOR**</u>	<u>PRESENT STAGE OF PROGRESS</u>
C_2H_4FC1 (CH_3CHFC1)	1,1-fluorochloroethane	C. Thomas	Spectrum assigned

8. COPENHAGEN

<u>FORMULA</u>	<u>NAME OF COMPOUND</u>	<u>NAME OF INVESTIGATOR</u>	<u>PRESENT STAGE OF PROGRESS</u>
CH_2N_2	diazomethane	J.P.Jacobsen N.Wessel Larsen	both mono- ^{15}N -species with hfs observed
CH_3NO ($HCONH_2$)	formamide	Claus Nielsen G.O.Sørensen	ground state reinvest. incl. high-J lines, exc. states assigned
$C_2H_2N_2O$	1,3,4-oxadiazole		in press
$C_2H_3N_3$	1,2,3-triazole	G.O.Sørensen	1-D-species assigned
C_2H_4ClN	1-Cl-aziridine	Steen Skaarup	10 isotopic species assigned, in press
C_2H_5N	aziridine (ethylenimine)	Steen Skaarup	J.Mol.Structure <u>10(1971)385</u>
$C_3H_4N_2$	pyrazole	Dines Christen Ole Snerling Lise Nygaard G.O.Sørensen	^{15}N -species assigned, manus. in prep.
$C_4H_2N_2$ ($NC-CH=CH-CN$)	maleonitril	Peter Jansen Børge Bak	normal species recorded no assignment
C_5H_5N	pyridine	G.O.Sørensen	manus. in prep.
C_5H_5NO	pyridine N-oxide	Ole Snerling G.O.Sørensen	51 transitions assign. and measured, ring-subst. isotopic species prepared

C_6H_5Br	4-bromo-	} phenol N.Wessel Larsen	paper in progress
C_6H_5Cl	4-chloro-		
C_6H_5F	4-fluoro-		
$C_6H_5NO_2$	nitrobenzene	Jens H.Høg G.O.Sørensen	r_s -structure det'd, manus. in prep.
C_6H_6O	phenol	N.Wessel Larsen	exc. states, paper in progress
	phenol-OD	"	exc. states, paper in progress
	phenol- ^{13}C	"	6 species assigned, paper in progress, r_s -structure det'd
C_6H_6S	thiophenol	Leif Schulz	-SH and -SD species assigned, barrier determined
C_6H_7N	aniline	Jens H.Høg N.Wessel Larsen	^{13}C -species assigned, dipole moment of ground and 1. exc. state
$C_7H_6O_2$	salicylaldehyde	T.Pedersen	assigned

9. Name of Institution UNIVERSITY OF DELHI, DELHI 7, INDIA
 Name of Department or Institute DEPARTMENT OF PHYSICS AND ASTROPHYSICS
 Name to Whom Queries Should Be Addressed Dr.G.P.SRIVASTAVA

<u>FORMULA*</u>	<u>NAME OF COMPOUND</u>	<u>NAME OF INVESTIGATOR**</u>	<u>PRESENT STAGE OF PROGRESS</u>
-----------------	-------------------------	-------------------------------	----------------------------------

Line broadening studies of following is being carried out:-

$COS(OCS)$	Carbonyl Sulphide		Pressure Broadening
$C_2H_3N(CH_3CN)$	Methyl Cy ^a nide		-do-
$CH_2O(HCHO)$	Formaldehyde		-do-
CH_3I	Methyl Iodide		Perturber in foreign gas broadening.
CO_2	Carbondioxide		-do-
N_2	Nitrogen		-do-

10. Name of Institution University of Freiburg
 Name of Department or Institute Department of Physics
 Name to Whom Queries Should Be Addressed H.D. Rudolph

<u>FORMULA*</u>	<u>NAME OF COMPOUND</u>	<u>NAME OF INVESTIGATOR**</u>	<u>PRESENT STAGE OF PROGRESS</u>
C_2H_3NS (CD_3SCN)	d_3 -methylthiocyanate	H. Heimburger	work concluded, paper in preparation
C_2H_6S ($(CD_3)_2S$)	d_6 -dimethylsulfide	B. Tan	work concluded, paper in preparation
C_3H_7N ($CH_2=CHCH_2NH_2$)	allylamine	I. Botskor in collaboration with Nancy	two N-gauche rotamers assigned, tors. exc. states for N-cis and N-gauche rotamers
C_4H_6O ($(CH_3)_2CCO$)	dimethylketene	K.P.R. Nair, H.D. Rudolph in collaboration with Kiel	work restarted and concluded
C_5H_8 ($(CH_3)_2CCCH_2$)	dimethylallene	J. Demaison	to be continued late 72
$C_7H_6F_2$ ($CH_3C_6H_3F_2$)	difluorotoluene	D. Schwoch	in progress
C_7H_7F ($CH_2DC_6H_4F$)	α - d_1 -para-fluorotoluene	H. Schleser	spectra $m=0,3$ assigned
C_7H_7F ($CH_2DC_6H_4F$)	α - d_1 -ortho-fluorotoluene	D. Schwoch	g.s. spectra of two rotameric forms assigned
C_7H_7Cl ($CH_3C_6H_4Cl$)	ortho-chlorotoluene	K.P.R. Nair	g.s. spectrum identified
C_7H_8 ($CH_2DC_6H_5$)	α - d_1 -toluene	H. Schleser	spectrum $m=0$ assigned
C_7H_8 ($CD_3C_6H_5, CH_3C_6H_4D$)	α - d_3 -toluene, 2,3,4D-toluene	W.A. Kreiner B. Tan	work concluded
C_8H_9F ($(CH_3)_2C_6H_3F$)	dimethylfluorobenzene	D. Schwoch	discontinued
C_8H_{10} ($(CH_3)_2C_6H_4$)	ortho-xylene	K. Walzer H.D. Rudolph	work concluded paper in preparation

11. UNIVERSITY OF GLASGOW

DEPARTMENT OF CHEMISTRY

J. K. TYLER

CH_2N_2 (NH_2CN)	Cyanamide	J. K. TYLER	Paper on μ_a spectra impress.
CF_2N_2 (NF_2CN)	Difluorocyanamide	S. A. MACKAY	Approximate values for quadrupole coupling constants.
$\text{C}_6\text{H}_7\text{N}$ ($\text{C}_6\text{H}_5\text{NH}_2$)	Aniline	J. K. TYLER (with J. Høg and N. Wessel-Larsen, U of Copenhagen)	r_s structure complete. Manuscript in preparation.
$\text{C}_6\text{H}_6\text{NF}$ ($\text{F C}_6\text{H}_4\text{NH}_2$)	Parafluoroaniline	J. K. TYLER	Further work on -NHD species
CNF (FCN)	Fluorine cyanide	J. K. TYLER	Novel, in waveguide synthesis.

12. HARVARD UNIVERSITY

DEPARTMENT OF CHEMISTRY

E. Bright Wilson

$\text{C}_7\text{H}_6\text{O}_2$	6-Hydroxy-2-formyl fulvene	H.M. Pickett	Compound and one deuterium isotope assigned.
$\text{C}_2\text{H}_4\text{N}_2$	Amino acetonitrile	H.M. Pickett	Trans form assigned for compound and amino deuterium isotopes.

C_3H_6O	Propanal	H.M. Pickett	gauche form vib-rot interactions analyzed.
C_4H_7Cl ($CH_2C(CH_3)CH_2Cl$)	iso-butenyl chloride	D.J. Finnigan	skew form assigned for ^{35}Cl , ^{37}Cl isotopic species. Tentative assignment for cis rotamer.
$C_2H_3NO_2$ $HN(CHO)_2$	diformamide	W.E. Steinmetz	type R branch transitions assigned for near prolate conformer.
ICl	iodine monochloride	E. Herbst & W.E. Steinmetz	J=2-1 transitions assigned for v=0,1. Dipole moment measured. <u>Manuscript accepted by J. Chem. Phys.</u>
C_4H_7N	n-propyl isonitrile	M. Fuller	Ground and excited states assigned for two rotamers.
C_3H_7ClO	1-chloro-3-hydroxypropane	M. Fuller	Tentative assignment of one form.
$C_2H_5NO_3$	ethyl nitrate	D. Scroggin J. Riveros	Two forms assigned.
C_3H_4ClN ($ClCH_2CH_2CN$)	3-chloropropionitrile	I. Warren	Two forms assigned.

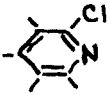
13. HEWLETT-PACKARD CO.
 Scientific Instruments Division
 1601 California Avenue
 Palo Alto, California 94304
 LeRoy H. Scharpen

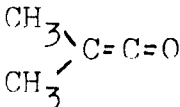
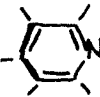
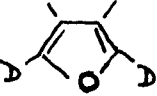
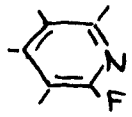
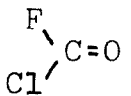
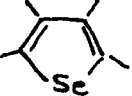
$C_2H_4O_3$ ($CH_2OHCOOH$)	glycolic Acid	v= 0 to v=4 torsional states assigned. torsional energies determined.
---------------------------------	---------------	--

14. Name of Institution UNIVERSITY OF KANSAS
 Name of Department or Institute DEPARTMENT OF CHEMISTRY
 Name to Whom Queries Should Be Addressed MARLIN D. HARMONY

<u>FORMULA</u>	<u>NAME OF COMPOUND</u>	<u>NAME OF INVESTIGATOR</u>	<u>PRESENT STAGE OF PROGRESS</u>
$\text{CH}_5\text{NO}(\text{CH}_3\text{ONH}_2)$	Methoxyamine	Johnson	Normal species assigned
$\text{C}_5\text{H}_7\text{N}(\text{C}_4\text{H}_7\text{CN})$	Cyclobutylcyanide	Fong	Ground state spectrum assigned
C_5H_8	Bicyclo[2.1.0]pentane	Suenram	In press
N_2D_4	Hydrazine-d ₄	Harmony	Assignment underway

15. Name of Institution: Universität Kiel, Germany
 Name of Institute: Institut für Physikalische Chemie
 Name to Whom Queries Should Be Addressed: H. Dreizler

<u>Formula</u>	<u>Name of Compound</u>	<u>Name of Investigator</u>	<u>Present Stage of Progress</u>
$\text{C}_3\text{H}_5\text{N}$	$\text{CH}_3\text{-CH}_2\text{-CN}$ Propionitrile	H. Mäder	Torsion-vibration interaction, manuscript in preparation.
$\text{C}_3\text{H}_3\text{D}_2\text{N}$	$\text{CH}_3\text{-CD}_2\text{-CN}$ 2,2-Dideutero-propionitrile	M. Heise	Spectrum assigned
$\text{C}_2\text{H}_3\text{SN}$	$\text{CH}_3\text{-S-C}\equiv\text{N}$ Methyl rhodanate	U. Andresen	Torsion-vibration interaction.
$\text{C}_2\text{H}_3\text{D}_3\text{S}_2$	$\text{CH}_3\text{-S-S-CH}_3$ Dimethyl disulfide	M. Kuhler	Torsion-vibration analysis.
CH_3SCl	$\text{CH}_3\text{-S-Cl}$ Methane sulfenyl-chloride	A. Guarnieri	Partial r_s -structure.
$\text{C}_5\text{H}_4\text{NCl}$	 2-Chloropyridine	F. Scappini A. Guarnieri	Spectrum assigned. Quadrupole coupling constant. Manuscript in preparation.

C_4H_6O		Dimethylketene	D. Sutter H. Dreizler L. Charpentier	Zeeman studies, in press.
C_5H_4N		Pyridine	E. Hamer	Zeeman studies of different isotopic species sign of μ electric Manuscript in preparation.
C_2H_6S	CH_3-S-CH_3	Dimethyl sulfide		
$C_4H_2D_2O$		2,5-Dideutero- furane	B. Bak, H. Dreizler E. Hamer D. Sutter	Zeeman studies, in press.
C_5H_4NF		2-Fluoropyridine	R. Schwarz	Excited states.
$COFCl$		Carbonyl fluoro- chloride	A. Guarnieri	Zeeman studies
C_4H_4Se		Selenophene	W. Czieslik	Zeeman studies
C_3H_4S	$HC\equiv C-CH_2-SH$	Propargyl mercaptan	F. Scappini	Ground state and excited states assigned.
$HOCl$	$H-O-Cl$	Hypochlorous acid	F. Scappini A. Guarnieri	Zeeman studies.
NOF	$N-O-F$	Nitrosyl fluoride	A. Guarnieri H. Dreizler	Zeeman studies
$CDNO$ (DCNO)	Deutero-fulminic acid		M. Winnewisser B. P. Winnewisser	MMW spectrum, in progress
$CHNO$ (HCNO) $CDNO$ (DCNO)	Fulminic acid		F. Mie M. Winnewisser	Stark-effect meas. in progress
$CHNS$ (HNCS)		Isothiocyanic acid	M. Winnewisser	MMW spectrum in progress
C_5H_9NO ($(CH_3)_3CCNO$)	Pivalo-nitile oxide		M. Winnewisser	Excited vib. states partially assigned
$C_5H_{10}O$ ($(CH_3)_3CCHO$)	Pivaldehyde		M. Winnewisser	Q branches assigned

16. Kyushu University
Department of Chemistry
Eizi Hirota

C_5H_8 [CH ₂ =CHCH ₂ CH=CH ₂]	1,4-Pentadiene	T. Shigemune E. Hirota	One rotamer assigned.
ClNS (NSCl)		S. Mizumoto J. Izumi	In press (Bull. Chem. Soc. Japan).
O ₂	Oxygen	T. Amano	Manuscript in preparation.
CH ₃ F	Methyl fluoride	T. Tanaka	Vibration-rotation interaction; work in progress.
F ₂ Si (SiF ₂)	Silicon difluoride	H. Shoji	ν_1 and ν_3 Spectra; work almost completed.
AsF ₃	Arsenic Trifluoride	T. Chikaraishi	Vibration-rotation interaction; work in progress.
CH ₃ NS (CHSNH ₂)	Thioformamide	R. Sugisaki	Work almost completed.
CH ₃ NO (CHONH ₂)	Formamide	R. Sugisaki	Work almost completed.
CH ₆ Si (CH ₃ SiH ₃)	Methyl silane	E. Hirota	Manuscript submitted to J. Mol. Spectrosc.
$C_7H_{13}N$ $\begin{array}{c} \text{CH}_2 \text{ CH}_2 \\ \diagdown \quad \diagup \\ \text{HC} - \text{CH}_2 \text{ CH}_2 - \text{N} \\ \diagup \quad \diagdown \\ \text{CH}_2 \text{ CH}_2 \end{array}$	Quinuclidine	S. Suenega	In press (J. Mol. Spectrosc.).
CNO (NCO)		T. Amano	Excited vibrational state ($^2\Delta_{3/2}$, $^2\Delta_{5/2}$); manuscript in preparation.
BrO	Bromine monoxide	A. Yoshinaga	Excited vibrational state and dipole moment; work almost completed.
$C_6H_{10}S$ $\begin{array}{c} \text{CH}_2 \text{ CH}_2 \\ \diagdown \quad \diagup \\ \text{HC} - \text{S} - \text{CH} \\ \diagup \quad \diagdown \\ \text{CH}_2 \text{ CH}_2 \end{array}$	7-Thiabicyclo-[2.2.1]heptane	K. Irie	Assigned.
CH ₃ Cl, CD ₃ Cl	Methyl chloride	M. Hirashita	Vibration-rotation interaction; work in progress.
ClHO ₄ (HOClO ₃)	Perchloric acid	K. Fujimoto	Assigned.
CH ₂ F ₂ , CD ₂ F ₂	Methylene fluoride	M. Sahara	Vibration-rotation interaction; work in progress.

FS	Sulfur monofluoride	T. Amano	Assigned ($^2\Pi_{3/2}$).
ClO	Chlorine monoxide	T. Amano	Excited vibrational state ($^2\Pi_{1/2}$); work almost completed.
C ₃ H ₈ O [(CH ₃) ₂ CHOH]	Isopropanol	E. Hirota	Work in Progress.
C ₃ H ₄ (H ₂ C=C=CD ₂)	Allene	E. Hirota	Assigned.

17. Name of Institution Université Laval
 Name of Department or Institute Chemistry Department, Quebec, Canada.
 Name to Whom Queries Should be Addressed P. Buckley

<u>FORMULA</u>	<u>NAME OF COMPOUND</u>	<u>NAME OF INVESTIGATOR</u>	<u>PRESENT STAGE OF PROGRESS</u>
CF ₄ O(CF ₃ OF)	Trifluoromethyl-hypofluorite	Jean Weber	Ground state spectrum assigned
C ₂ H ₄ S ₂ (CH ₂ (SH) ₂)	Dithio methane	Jean Weber	Ground state spectrum partially assigned
C ₃ H ₆ O ₂ (CH ₃ COCH ₂ OH)	Acetol (2-propanone-1-hydroxy)	M.L. Brochu	Ground state spectrum partially assigned
C ₃ H ₆ O ₃ (CH ₂ OHCOOCH ₃)	Methyl glycolate	M.L. Brochu	Ground state spectrum partially assigned

18. Name of Institution UNIVERSITE DES SCIENCES ET TECHNIQUES de LILLE
 Name of Department or Institute DEPARTMENT DE PHYSIQUE
 Name to Whom Queries Should Be Addressed Monsieur WERTHEIMER.

<u>FORMULA*</u>	<u>NAME OF COMPOUND</u>	<u>NAME OF INVESTIGATOR**</u>	<u>PRESENT STAGE OF PROGRESS</u>
SF ₅ Cl		J. BELLET	ground state assigne

SOF ₂ (ground state)	Thionyl fluoride	A. DUBRULLE J.L. DESTOMBES G. JOURNEL	spectrum assigned
SOF ₂ (excited state)	Thionyl fluoride		spectrum assigned
SO ₂ Cl ³⁵ Cl ³⁵	Sulfuryls chloride		spectrum assigned
SO ₂ Cl ³⁵ Cl ³⁷	Sulfuryl chloride		spectrum assigned
SOCl ³⁵ Cl ³⁵	Thionyl chloride		spectrum assigned
SOCl ³⁵ Cl ³⁷	Thionyl chloride		assignment in progress

CH ₃ NO ₂	nitro-méthane	F. ROHART	assignment in progress
---------------------------------	---------------	-----------	------------------------

SO NS OH	SO radical NS radical OH radical	J. BURIE C. MARLIERE	studies of transient species.
----------------	--	-------------------------	-------------------------------

C ₂ H ₃ N(CH ₃ NC)	methyl isocyanide	A. BAUER M. GODON	excited states
---	-------------------	----------------------	----------------

H ₂ O	Water	J. BELLET	ground and $\sqrt{2}$ excited states of the stable isotopic species.
------------------	-------	-----------	--

CH ₂ O ₂ (HCOOH) CD ₂ O ₂ (DCOOD) CHDO ₂ (HCOOD) (DCOOH)	formic acid	M. WILLEMOT J. BELLET	ground and $\sqrt{7}$ and $\sqrt{6}$ excited states spectrum assigned.
--	-------------	--------------------------	--

C ₃ H ₆ O ₃ (H ₂ CO) ₃	Trioxane	J. COLMONT	excited states in progress. Spectrum of the magnetic asymmetric forms in C ¹³ and O ¹⁸ assigned.
---	----------	------------	---

CH ₂ O (H ₂ CO) CHDO (HDCO) CD ₂ O (D ₂ CO)	formaldéhyde	M. DANGOISSE J. BELLET	ground states assigned excited states in progress.
---	--------------	---------------------------	--

O₃

Ozone

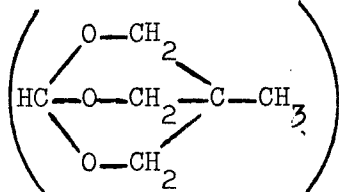
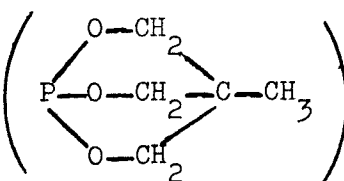
M. DEPANNEMAERKER ground states of
J. BELLET the O¹⁸ isotopic species.

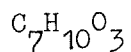
19. UNIVERSITY COLLEGE LONDON

Department of Chemistry

London, England

D. J. Millen/A. C. Legon

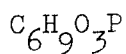
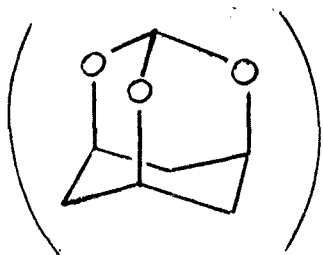
C ₅ H ₆ O (CH ₂ -CH ₂ -CH=CH-CO)	Cyclopent-2-en-1-one	D. Chadwick	Ring puckering potential under investigation.
C ₅ H ₆ O (CH ₂ -CH ₂ =CH-CH ₂ -CO)	Cyclopent-3-en-1-one	J. W. Bevan	Vibrational satellites and ¹³ C species under investigation.
C ₄ H ₇ NO (CH ₂ -(CH ₂) ₂ -NH-CO)	Pyrrolidone	J. W. Bevan	Normal species and N-D spectra assigned.
C ₄ H ₆ O ₂ (CH ₂ -(CH ₂) ₂ -O-CO)	γ-Butyrolactone	J. W. Bevan	Preliminary publication. Further work in progress.
C ₄ H ₄ O ₂ (O-CH ₂ -CH=CH-CO)	γ-Crotonolactone	A. Wardley	Vibrational satellite. work in progress.
C ₆ H ₁₀ O ₃ 	4-Methyl 2,6,7 trioxabicyclo[2.2.2]-octane	C. Bush	Spectrum assigned.
C ₅ H ₉ O ₃ P 	1-Methyl 4 phospho 3,5,8 trioxa-bicyclo[2.2.2]octane	C. Bush	Spectrum assigned.



Trioxaadamantane

C. Bush

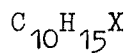
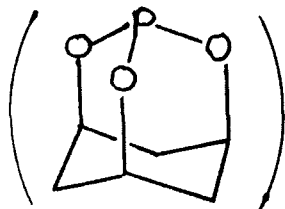
Spectrum assigned.



1-Phospha 2,8,9
trioxaadamantane

C. Bush

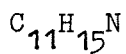
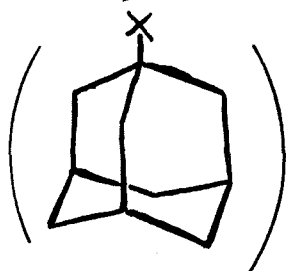
Spectrum assigned.



1-Halogenoadamantanes
(H = F, Cl, Br)

C. Bush

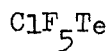
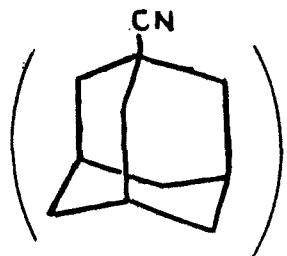
^{13}C species assigned.



1-Cyanoadamantane

D. Chadwick

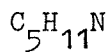
Manuscript in preparation.



Tellurium chloride
pentafluoride

A. C. Legon

Manuscript in preparation.



Piperidine

J. E. Parkin

Manuscript in preparation.

20. Name of Institution Louisiana State University New Orleans
Name of Department or Institute Physics
Name to Whom Queries Should Be Addressed E.L. Beeson

<u>FORMULA*</u>	<u>NAME OF COMPOUND</u>	<u>NAME OF INVESTIGATOR**</u>	<u>PRESENT STAGE OF PROGRESS</u>
$C_4H_8O_2$ ($CH_2CH_2OCH_2OCH_2$) ₂	1,3-dioxane	Mary S. White	Measuring Spectru

21. Name of Institution : University of Louvain, Belgium
Name of Department or Institute : Institut de Physique Corpusculaire - Département de
 Physique Moléculaire - Av. Baudouin 1er - 1340 OTTIGNIES - Belgique
Name to Whom Queries Should Be Addressed : Dr. A. FAYT

<u>FORMULA</u>	<u>NAME OF COMPOUND</u>	<u>NAME OF INVESTIGATOR</u>	<u>PRESENT STAGE OF PROGRESS</u>
CD_2CDBr	Vinyl Bromide	J. MAROOR	Spectrum assigned
$^{16}_0^{32}_S^{18}_O$	Sulfur Dioxide	R. VAN RIET	Spectrum assigned

$H_2^{16}O$	Water	G. STEENBECKELIERS	Spectrum assigned
$H_2^{17}O$			
$H_2^{18}O$			
$HD^{16}O$			
$HD^{17}O$			
$HD^{18}O$			
$D_2^{16}O$			
$D_2^{17}O$			
$D_2^{18}O$			



CH ₃ CH ₂ OH	Ethyl Alcohol	J.P. CULOT	Spectrum assigned
¹³ CH ₃ CH ₂ OH			
CH ₃ ¹³ CH ₂ OH			
¹³ CH ₃ ¹³ CH ₂ OH			
CH ₂ DCH ₂ OH			
CH ₃ CHDOH			
CH ₃ CH ₂ OD			
CH ₃ CD ₂ OH			
CH ₃ CHDOD			
CD ₃ CH ₂ OH			
CD ₃ CD ₂ OH			
CD ₃ CD ₂ OD			
CH ₃ CH ₂ ¹⁸ OH			

22. Name of Institution University of Maryland
 Name of Department or Institute Institute for Molecular Physics
 Name to Whom Queries Should Be Addressed Lawrence C. Krisher

<u>FORMULA*</u>	<u>NAME OF COMPOUND</u>	<u>NAME OF INVESTIGATOR**</u>	<u>PRESENT STAGE OF PROGRESS</u>
GeH ₃ Br	Germyl bromide	S. Wolf L. C. Krisher	In press (J. Chem. Phys.)
GeH ₃ I			
GeH ₃ Br	Germyl bromide	S. Wolf L. C. Krisher	"v" states manuscript stage

GeH_3F	Germyl fluoride	W. Watson	In progress
$\text{C}_2\text{DH}_3\text{O}_2$	Acetic acid - d_1	W. Watson L. C. Krisher	In progress

23. Name of Institution Massachusetts Institute of Technology

Name of Department or Institute Department of Chemistry

Name to Whom Queries Should Be Addressed Stephen G. Kukolich room 2-039

<u>FORMULA</u>	<u>NAME OF COMPOUND</u>	<u>NAME OF INVESTIGATOR</u>	<u>PRESENT STAGE OF PROGRESS</u>
CH_2F_2	Difluoro methane	Kukolich, Wang and Ruben	High Resolution Spectra obtained
CClH_3 (CH_3Cl)	Methyl Chloride	Kukolich	High Resolution Spectra obtained
$\text{C}_2\text{H}_3\text{N}$ (CH_3NC)	Methyl Isocyanide	Kukolich	High Resolution Spectra obtained
H_3N (NH_3)	Ammonia	Kukolich and Ruben	Zeeman Spectra obtained
CF_2O	Carbonyl Fluoride	Wang and Kukolich	High Resolution Spectra obtained

24. McDonnell Douglas Corporation
 McDonnell Douglas Research Laboratories
 James E. Wollrab

<u>Formula</u>	<u>Name of Compound</u>	<u>Investigator</u>	<u>Process</u>
C ₂ H ₄ O ₂	Acetic Acid	with John Raley	C ¹³ H ₃ C ¹³ OOI CH ₃ CO ¹⁸ O ¹⁸ I and CD ₃ COOI assigned
C ₄ H ₄ Cl ₂	dichloromethylenecyclopropane	with Ron Mitchell	preliminary assignment of Cl ³⁵ Cl ³⁵

25. Name of Institution Memphis State University
 Name of Department or Institute Department of Chemistry Memphis, Tenn.
 Name to Whom Queries Should Be Addressed Robert G. Ford

<u>FORMULA*</u>	<u>NAME OF COMPOUND</u>	<u>NAME OF INVESTIGATOR**</u>	<u>PRESENT STAGE OF PROGRESS</u>
C ₂ H ₃ ClO (CH ₂ ClCHO)	Chloroacetaldehyde	R. Ford	2 rotamers assigned
C ₅ H ₆ (CH ₃ CHCHCCH)	<u>trans</u> 3-penten-1-yne	L. Szalanski	in press

26. Name of Institution Michigan State University, East Lansing, Michigan 48823
 Name of Department or Institute Department of Chemistry
 Name to Whom Queries Should be Addressed R. H. Schwendeman

<u>FORMULA</u>	<u>NAME OF COMPOUND</u>	<u>NAME OF INVESTIGATOR</u>	<u>PRESENT STAGE OF PROGRESS</u>
C ₅ H ₈ (CH ₂ CH ₂ CHCHCH ₂)	Vinylcyclopropane	E. Coddling	Manuscript in Preparation

C_5H_8O ($\text{CH}_2\text{CH}_2\text{CHCOCH}_3$)	Cyclopropyl Methyl Ketone	P. Lee	Manuscript in Preparation
$C_3H_4O_2$ (CH_2OCHCHO)	Glycidaldehyde	P. Manor	Manuscript in Preparation
C_3H_7NO ($\text{HCON}(\text{CH}_3)_2$)	Dimethylformamide	A. Brittain, R. El-Zaro	Parent, d_7 , and CD_3 (cis and trans) assigned
C_4H_8O ($\text{CH}_3\text{CH}_2\text{CH}_2\text{CHO}$)	n-Butyraldehyde	P. Lee	Two rotamers, manuscript in preparation
CF_2NP (PF_2CN)	Cyanodifluorophosphine	P. Lee, K. Cohn	Accepted for publication, Inorg. Chem.
CF_2N_2 (NF_2CN)	Difluorocyanamide	P. Lee, K. Cohn	Accepted for publication, Inorg. Chem.
CH_3F_2P (CH_3PF_2)	Methyldifluorophosphine	E. Coddling	Manuscript in Preparation
CH_3F_2OP (CH_3OPF_2)	Methoxydifluorophosphine	E. Coddling, C. Jones	Manuscript in Preparation
CH_6BF_2P ($CH_3PF_2BH_3$)	Methyldifluorophosphine- BH_3	R. El-Zaro	Assigned

27: University of Michigan
Department of Chemistry
R. L. Kuczkowski

$C_2H_4O_3$ ($\text{H}_2\text{COOCH}_2\text{O}$)	1,2,4-trioxacyclopentane	C. Gillies	Paper submitted
C_5H_5P	Phosphabenzene	R. Kuczkowski	In press (J. Mol. Spec.)
C_5H_5As	Arsabenzene	R. Kuczkowski	In progress
C_5H_4 ($\text{CH}\equiv\text{C}-\text{CH}_2-\text{C}\equiv\text{CH}$)	1,4-pentadiyne	R. Kuczkowski	In progress
N_2O_3	Dinitrogen trioxide	R. Kuczkowski	Vibrational satellites
$C_3H_{12}BP((\text{CH}_3)_3\text{PBH}_3)$	Trimethylphosphine borane	P. Bryan	In press (Inorganic Chem.)
$CH_8BP(\text{CH}_3\text{PH}_2\text{BH}_3)$	Methylphosphine borane	P. Bryan	In press (Inorganic Chem.)

28. Name of Institution University of Missouri, Columbia, Missouri 65201

Name of Department or Institute Department of Chemistry

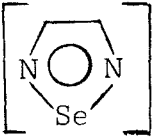
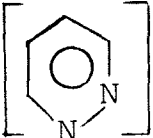
Name to Whom Queries Should Be Addressed Professor H. Kim

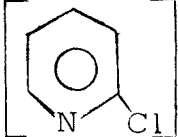
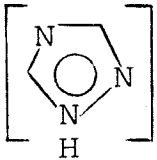
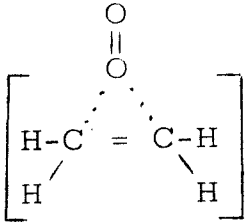
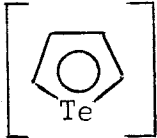
<u>FORMULA</u>	<u>NAME OF COMPOUND</u>	<u>PRESENT STAGE OF PROGRESS</u>
$(\text{CH}_2)_2\text{SO}_2$	Ethylene Sulfone	Submitted to J.C.P.
HOF	Hypofluorous Acid (With Prof. Pearson of SIU)	Centrifugal distortion effect
$\overline{\text{CH}_2\text{OCHCH}_2}\text{F}$	Epifluorohydrin	3 rotomers assigned manuscript in prep.
$\overline{\text{CH}_2\text{OCHCH}_2}\text{Cl}$	Epichlorohydrin	3 rotomers assigned
$(\text{CH}_2)_2\text{CHCH}_2\text{Cl}$	Cyclopropylcarbinyl chloride	2 rotomers assigned

29. Name of Institution : MONASH UNIVERSITY

Name of Department : CHEMISTRY DEPARTMENT

Name to Whom Queries Should Be Addressed : PROFESSOR R.D.BROWN, DR.F.R. BURDEN

<u>FORMULA</u>	<u>NAME OF COMPOUND</u>	<u>NAME OF INVESTIGATOR</u>	<u>PRESENT STAGE OF PROGRESS</u>
$\text{C}_2\text{H}_2\text{N}_2\text{Se}$ 	selenadiazole	A. Mishra	quadrupole coupling and ^{13}C studies proceeding
NF_2	nitrogen (II) fluoride	I. Gillard	basic spectrum assigned
$\text{C}_4\text{H}_4\text{N}_2$ 	pyrimidine	E. Clarke	^{13}C spectrum assigned work continuing

C_5H_4NCl		o-chloropyridine	P. Baron	spectrum assigned NQC studies in progress
$C_6H_4Cl_2$		o and m-dichlorobenzene	J. Matouskova	work in progress
$C_2H_3N_3$		1,2,4-triazole	A. Mishra	^{13}C assigned NQC rear completion
$C_2H_4O_2$		peroxirane	W. Garland	work in progress
CrF_4		chromium (iv) fluoride	P. Burton	work continuing
C_4H_4Te		tellurophene	R.D. Brown	work in progress
CN_4	NCN_3	cyanogen azide	K. Bolton	paper in preparation.

30.

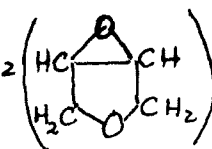
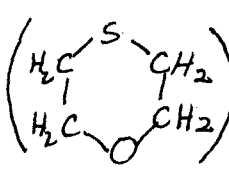
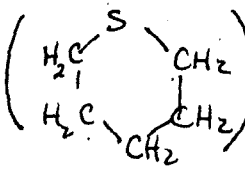
UNIVERSITY OF NANCY
 Laboratoire de Chimie Théorique
 Case Officielle N° 72 - NANCY, (France)

J. BARRIOL, G. ROUSSY

C_3H_7N ($CH_2=CHCH_2NH_2$)	Allylamine	G. Roussy in collabo- ration with Freiburg	- Gauche rotamer in Progress
C_4H_5NS ($CH_2=CHCH_2NCS$)	Isothiocyanate d'allyle	A. Bouchy	- Work in progress

C_4H_3N ($CH_2=C=CHCN$)	Cyanoallene	J. Demaison A. Bouchy	- Manuscript prepared - Centrifugal distortion
C_3H_3Cl ($CH_2=C=CHCl$)	Chloroallene	J. Demaison	- Temporarily interrupted
C_3H_3Br ($CH_2=C=CHBr$)	Bromoallene	J. Demaison	- Studying quadrupole interaction
C_3H_3F ($CH_2=C=CHF$)	Fluoroallene	J. Demaison	- Temporarily interrupted

31. Name of Institution National Bureau of Standards
 Name of Department or Institute Molecular Spectroscopy Section
 Name to Whom Queries Should Be Addressed Donald R. Johnson

<u>FORMULA*</u>	<u>NAME OF COMPOUND</u>	<u>NAME OF INVESTIGATOR**</u>	<u>PRESENT STAGE OF PROGRESS</u>
$C_4H_6O_2$ 	3,6-dioxabicyclo [3.1.0] hexane	W. J. Lafferty	spectrum assigned, but conformation determined
C_4H_8OS 	Thioxane	W. J. Lafferty	Spectrum Assigned, chair conformation determined
$C_5H_{10}S$ 	pentamethylene sulfide	W. J. Lafferty	spectrum Assigned, chair conformation determined
FCN	cyanogen fluoride	W. J. Lafferty	publication awaiting completion of IR work

CH_3N (CH_2NH)	methylene imine	Johnson, Lovas	isotopic species in progress
CH_3NO ($CHONH_2$)	formamide	Kirchhoff, Johnson	Centrifugal distortion, manuscript in preparation
CF_2	Carbon Difluoride	Kirchhoff	Centrifugal Distortion, Manuscript in preparation
SF_2	Sulfur Difluoride	Kirchhoff, Johnson	"
ClF_5	Chlorine pentafluoride	Kirchhoff	manuscript in preparation
CH_5N (CH_3NH_2)	methyl amine	Johnson Lovas Kirchhoff	Additional measurements & critical analysis for radioastronomy purposes.
CH_2S (H_2CS)	thioformaldehyde		
CH_2O (H_2CO)	formaldehyde		
CF_6Si (SiF_3CF_3)	Perfluoromethylsilane	Lide, Johnson	manuscript in preparation

32. Name of Institution: University of New Brunswick

Name of Department or Institute: Physics and Chemistry

Name of Whom Queries Should Be Addressed: Dr. K.V.L.N. Sastry

<u>FORMULA</u>	<u>NAME OF COMPOUND</u>	<u>NAME OF INVESTIGATOR</u>	<u>PRESENT STATE OF PROGRESS</u>
C_4H_7DO (C_3H_5CHDOH) (C_3H_5CDHOH)	Cyclopropyl Carbinol	Kamala Sastri	Spectrum assigned

C_4H_5N	Allyl iso-cyanide	H. Pavaday	In progress
$C_3H_6O_2$	Glycidol	W. V. F. Brooks K. V. L. N. Sastry	Spectrum assigned
CH_4O (CH_3OH)	Methyl Alcohol	R. M. Lees S. S. Haque	Vibrational state and C-13 species
CD_4O (CD_3OD)	Methyl Alcohol	R. M. Lees	Manuscript submitted
C_3H_9N ($CH_3CH_2CH_2NH_2$)	n-Propylamine	S. S. Haque R. M. Lees	In progress

33.

University of Newcastle upon Tyne,
The Physical Chemistry Department,
Newcastle upon Tyne,
NE1 7RU.
England.

D.H. WHIFFEN

F_2CO	Carbonyl Fluoride	J.H. Carpenter	$^{18}O^{13}CF_2$ and excited vib. states
CF_3NO	Trifluoronitrosomethane	J.G. Smith	Spectrum measured
C_2HI	Iodoacetylene	D.F. Rimmer	Search in progress
F_2SO	Thionyl Fluoride	J.G. Smith D.F. Rimmer	Excited vib. states assigned

34. Name of Institution: Northeastern University
 Name of Department: Department of Chemistry
 Name to Whom Queries Should be Addressed: Ravi Varma

<u>Formula</u>	<u>Name of Compound</u>	<u>Name of Investigator</u>	<u>Present Stage of Progress</u>
$H_9Si_3P[(SiH_3)_3P]$	Silylphosphine	Ravi Varma	Spectrum Assigned.

35. Name of Institution UNIVERSITY OF OSLO
 Name of Department or Institute DEPARTMENT OF CHEMISTRY
 Name to Whom Queries Should Be Addressed K.-M. MARSTOKK/H. MØLLENDAL

<u>FORMULA</u>	<u>NAME OF COMPOUND</u>	<u>NAME OF INVESTIGATOR</u>	<u>PRESENT STAGE OF PROGRESS</u>
$C_3BrN(BrCCCN)$	Bromocyanoacetylene	T. Bjorvatten	} Manuscript to be submitted
$C_3ClN(ClCCCN)$	Chlorocyanoacetylene	T. Bjorvatten	
$C_3IN(ICCCN)$	Iodocyanoacetylene	T. Bjorvatten	
$C_3H_5NS(CH_3CH_2SCN)$	Ethylthiocyanate	A. Bjørseth	In press
$C_3ClF_3(CF_3CCCl)$	Trifluoromethylchloroacetylene	A. Bjørseth	Writing up
$C_3H_5NO(CH_3CH_2NCO)$	Ethylisocyanate	A. Bjørseth	Many lines measured
$C_5H_5BeCl(C_5H_5BeCl)$	Cyclopentadienylberyllium chloride	A. Bjørseth/ H. Møllendal	Writing up
$C_2H_6O_2(HOCH_2-CH_2OH)$	Ethyleneglycol	H. Møllendal	Partial assignment
$C_2H_6O_2(DOCH_2-CH_2OD)$	d_2 -Ethyleneglycol	H. Møllendal	Spectrum measured
$C_2H_2O_3(CHO-COOH)$	Glyoxylic acid	H. Møllendal	Assigned
$C_2H_4O_2(CH_2OH-CHO)$	Glycolaldehyde	H. Møllendal	Search for isotopes
$C_3H_5NS(CH_3-CH_2NCS)$	Ethylisothiocyanate	K. Solgaard	Many lines measured

36. Name of Institution The Pennsylvania State University
 Name of Department or Institute Chemistry
 Name to Whom Queries Should Be Addressed L. Peter Gold

<u>FORMULA*</u>	<u>NAME OF COMPOUND</u>	<u>NAME OF INVESTIGATOR**</u>	<u>PRESENT STAGE OF PROGRESS</u>
CH ₃ As (CH ₃ AsH ₂)	methylarsine		manuscript in preparation
C ₂ H ₇ As ((CH ₃) ₂ AsH)	dimethylarsine		manuscript in preparation
CH ₂ N ₄	tetrazole		normal and both deuterated species assigned; Stark effect measurements in progress.
CKN (KCN) CNa (NaCN)	potassium cyanide sodium cyanide		work in progress

37. PRINCETON UNIVERSITY
 Department of Chemistry
 Professor V.W. Laurie

<u>FORMULA</u>	<u>NAME OF COMPOUND</u>	<u>NAME OF INVESTIGATOR</u>	<u>PRESENT STAGE OF PROGRESS</u>
C ₇ H ₉ Cl	4-chloronortricyclene	W. Stigliani	Heavy atom structure.
C ₁₀ H ₁₀	bullvalene	W. Stigliani	Intra-rearrangement study.

38. Name of Institution Queen's University, Kingston, Ontario

Name of Department or Institute Chemistry

Name to Whom Queries Should Be Addressed R. Kewley

<u>FORMULA*</u>	<u>NAME OF COMPOUND</u>	<u>NAME OF INVESTIGATOR**</u>	<u>PRESENT STAGE OF PROGRESS</u>
$C_5H_{10}N_2$	tert-butyl cyanamide	R. Kewley	Spectrum of normal and ND species observed
$C_4H_8O_2$	1,3-dioxane	R. Kewley	Manuscript accepted
$C_5H_{11}NO$	N-methyl morpholine	R. Kewley	Spectrum of equatorial methyl conformer assigned

39. Name of Institution: University of Reading, Berkshire, England

Name of Department or Institute: Department of Chemistry

Name to Whom Queries Should be Addressed: Ian M. Mills

<u>FORMULA</u>	<u>NAME OF COMPOUND</u>	<u>NAME OF INVESTIGATOR</u>	<u>PRESENT STAGE OF PROGRESS</u>
C_3H_4 C_3H_3D	Propyne, propyne- d_1	M. Bertram	Excited vibrational states assigned.
C_3HF_3	Trifluoropropyne	M. Bertram	Excited vibrational states assigned
C_2H_3N	Acetonitrile	M. Bertram	Excited vibrational states other than ν_8 .
C_3H_6O	Oxetane-n, d_6 , β - d_2 , α - d_4 , α - d_2 species.	R.A. Creswell	All species assigned in several excited states of the ring puckering mode.
$C_4H_6O_2$	3,6-dioxabicyclo [3.1.0.]hexane.	R.A. Creswell	Manuscript in preparation.
CH_3I	Methyliodide	R.L. Kuczkowski	Excited vibrational states.

Other molecules:

C ₇ H ₆ O	Tropone	R.A. Creswell	n. species assigned in several vibrational states
C ₇ H ₆ O ₂	Tropolone	R.A. Creswell	Some lines assigned.
C ₆ H ₁₀ O	7-oxabicyclo [2.2.1.]heptane	R.A. Creswell	Spectrum assigned.
C ₅ H ₄ O ₂	Cyclopent-2-en-1,4-dione	R.A. Creswell	Work in progress
F ₃ HSi	Trifluorosilane	A.R. Hoy	Excited vibrational states assigned, manuscript in preparation.

40. Name of Institution Rice University
 Name of Department or Institute Chemistry Department
 Name to Whom Queries Should Be Addressed Robert F. Curl

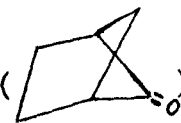
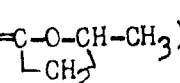
<u>FORMULA*</u>	<u>NAME OF COMPOUND</u>	<u>NAME OF INVESTIGATOR**</u>	<u>PRESENT STAGE OF PROGRESS</u>
BF ₂ HO(BF ₂ OH)	Difluorohydroxyboron	H. Takeo	In Press
CH ₆ OSi(CH ₃ OSiH ₃)	Silyl Methyl Ether	C. Le Croix	Internal rotational analysis in progress
CSSe(SCSe)	Thiocarbonylselenide	C. Hirose	Published
C ₃ ClH ₃ O(CH ₂ =CH·COCl)	Acryloyl Chloride	R. Kewley D. Hemphill	Trans conformer completed
C ₆ H ₅ NO ₃	o-nitrophenol	S. Leavell	Normal, OD, ¹⁸ OH assigned
C ₆ H ₁₀ O	Cyclohexeneoxide	T. Ikeda R. Kewley	Assigned, dipole measured
C ₇ H ₆ O ₂	Salicyl aldehyde	H. Jones	In Press
GeF ₂	Germanium Difluoride	H. Takeo	2nd paper in press

41. Sagami Chemical Research Center
Sagamihara, Kanagawa 229, Japan

Yonezo Morino

IO	IO radical	S. Saito	Manuscript in preparation.
DNO	Nitrosyl deuteride	S. Saito	Manuscript in preparation. Cowork with Prof. K. Takagi of Toyama University.
HNO	Nitroxyl	S. Saito	Spectrum assigned. Cowork with Prof. K. Takagi.
C_3H_7F (CH_2CHFCH_3)	2-fluoropropane	N. Yoshida F. Makino	Structure determined. Manuscript in preparation.
$C_3H_3F_3$ (CF_3CHCH_2)	3,3,3-trifluoropropene	S. Saito F. Makino	Manuscript in preparation.

42. San Diego State University
Department of Chemistry
San Diego, California 92115
Dewitt Coffey, Jr.

C_6H_8O ()	bicyclo(2.1.1)hexan-5-one	Manuscript
$C_4H_6O_2$ ($O=C-O-CH-CH_3$) 	β -butyrolactone	Manuscript

43. Name of Institution: University of South Carolina

Name of Department or Institute: Department of Chemistry

Name to Whom Queries Should be Addressed: James R. Durig

<u>FORMULA</u>	<u>NAME OF COMPOUND</u>	<u>NAME OF INVESTIGATOR</u>	<u>PRESENT STATE OF PROGRESS</u>
C_6H_{10}	methylene cyclopentane	Carreira	Manuscript submitted

$BH_6P(BH_3PH_3)$	phosphine borane	Carreira	Spectra assigned(16 species)
$C_4H_6O_2$	γ -Bytyrolactone	Tong	Spectrum Assigned
C_2H_2O	Glyoxal	Tong	Q-branches assigned
C_5H_8O	4,5-dihydro-2-methylfuran	Carter	In Progress
$C_4H_9NOSi[(CH_3)_3SiNCO]$	trimethyl silyl isocyanate	Carter	Spectrum assigned
$C_4H_9NOSi[(CH_3)_3SiNCS]$	trimethyl silyl isothiocyanate	Carter	Spectrum assigned
$C_2H_3BF_2[CH_2CHBF_2]$	vinyl difluoroborane	Carter	Spectrum assigned
$C_3H_9BrGe[(CH_3)_3GeBr]$	trimethyl bromo germane	Li	Spectrum assigned
$C_3H_{12}BN[(CH_3)_3NBH_3]$	trimethylamine borane	Durig & Li	Spectra assigned(9 species)
$C_3H_{10}Ge[(CH_3)_3GeH]$	trimethyl germane	Chen	Spectrum assigned
$C_5H_9NO[(CH_3)_3CNCO]$	trimethyl isocyanate	Thompson	Spectrum assigned
$C_4H_9NSi[(CH_3)_3SiCN]$	trimethyl silyl cyanide	Carter	Spectrum assigned
$C_4H_9NSi[(CH_3)_3SiNC]$	trimethyl silyl isocyanide	Carter	Spectrum assigned
$C_2H_{10}BN[(CH_3)_2HNBH_3]$	dimethyl amine borane	Hudgens	In progress
$C_2H_{10}BP[(CH_3)_2HPBH_3]$	dimethyl phosphine borane	Hudgens	In progress

44. Name of Institution University of Southern California
 Name of Department or Institute Chemistry Dept.
 Name to Whom Queries Should Be Addressed Robert A. Beaudet

<u>FORMULA*</u>	<u>NAME OF COMPOUND</u>	<u>NAME OF INVESTIGATOR**</u>	<u>PRESENT STAGE OF PROGRESS</u>
CB_5H_7	Carba-hexaborane(7)	G. McKown R. Beaudet	^{13}C in preparatio
$C_4B_2H_6$	Tetracarban hexaborane(6)	J. Pasinski	^{13}C species assigned
$C_2B_3H_7$	Dicarbapentaborane(7)	L. Li	^{13}C prepared
SiF_3SiH_3	1,1,1, trifluoro disilone	J. Pasinski	manuscript in preparation

45. UNIVERSITY OF SUSSEX

SCHOOL OF MOLECULAR SCIENCES

BRIGHTON, U.K.

H. W. KROTO

$\text{CH}_3\text{NSi} (\text{SiH}_3\text{CN})$	Silyl Cyanide	A.J. Careless	Excited vib. states assigned.
$\text{CH}_3\text{GeN} (\text{GeH}_3\text{CN})$	Germyl Cyanide	A.J. Careless	1 doublets studied
$\text{C}_4\text{H}_9\text{NOSi} ((\text{CH}_3)_3\text{SiNCO})$	Trimethyl Silyl isocyanate	A.J. Careless	Excited vib. states
$\text{C}_4\text{H}_9\text{NSSi} ((\text{CH}_3)_3\text{SiNCS})$	Trimethyl silyl isothiocyanate	A.J. Careless	Excited vib. states
$\text{C}_3\text{H}_9\text{N}_3\text{Si} ((\text{CH}_3)_3\text{SiN}_3)$	Trimethyl silyl azide	B. Landsberg	Spectrum assigned
$\text{CF}_5\text{P} (\text{CF}_3\text{PF}_2)$	Trifluoromethyl fluoro Phosphine	B. Landsberg	Spectrum obtained

46. SWISS FEDERAL INSTITUTE OF TECHNOLOGY

Laboratory for Physical Chemistry

Zurich, Switzerland

Hs. H. Günthard / A. Bauder

$\text{C}_3\text{H}_7\text{N}$	N-Methylethylenimine	W. Bossert	Manuscript in press (J. Chem. Phys.), isotopic species in progress
$\text{C}_6\text{H}_6\text{C} (\text{C}_6\text{H}_5\text{OD})$	Deutero phenol	E. Mathier	First torsionally excited state
C_{10}H_8	Azulene	P. Christen	Manuscript in press (J. Mol. Spectry.)
$\text{C}_2\text{H}_3\text{NC}_2$	Nitroethylene	P. Nösberger	Isotopic species

47. Name of Institution Texas Tech University
 Name of Department or Institute Physics Department
 Name to Whom Queries Should Be Addressed C. R. Quade

<u>FORMULA*</u>	<u>NAME OF COMPOUND</u>	<u>NAME OF INVESTIGATOR**</u>	<u>PRESENT STAGE OF PROGRESS</u>
CH ₂ DOH CHD ₂ OH CH ₂ DOD CHD ₂ OD	Methyl alcohol (isotopes)	H. Test	Well underway
CH ₂ DSH CHD ₂ SH	Methyl mercaptan (isotopes)	H. Test P. Seibt	Well underway
N ₃ OCOCH ₃ N ₃ OCOD ₃ N ¹⁵ N ₂ OCOCH ₃	Methyl azidoformate (isotopes)	R. Kakar	Ground and one excited vibrational state in each species assigned
C ₂ H ₅ OH CH ₂ DCH ₂ OH	Ethyl alcohol (isotopes)	R. Kakar P. Seibt	a and c-dipole gaug lines assigned

48. Name of Institution: University of Texas at Austin
 Name of Department or Institute: Department of Chemistry
 Name to Whom Queries Should Be Addressed: J. E. Boggs

<u>FORMULA</u>	<u>NAME OF COMPOUND</u>	<u>NAME OF INVESTIGATOR</u>	<u>PRESENT STAGE OF PROGRESS</u>
C ₄ H ₅ N(<u>CH₂-CH₂-CH-CN</u>)	Cyclopropyl cyanide	R. Penn	Isotopic species assigned
C ₄ H ₈ O(<u>CH₂-CH₂-CH-O-CH₃</u>)	Cyclopropyl methyl ether	R. Penn	Gauche conformer, methyl torsion
C ₃ H ₉ N((CH ₃) ₂ CHNH ₂)	Isopropyl amine	L. Griffin	Symmetric conformer
C ₃ H ₈ S((CH ₃) ₂ CHSH)	Isopropyl mercaptan	J. Griffiths	Manuscript in preparation
C ₃ H ₅ NO ₂ (<u>CH₂-CH₂-CH-NO₂</u>)	Nitrocyclopropane	A. Mochel	In press

$C_5H_8 ((CH_3)_2CH-C\equiv CH)$	Isopropylacetylene	A. Mochel	Normal and deuterated species
$C_5H_6 (\text{cyclopropyl}-CH-C\equiv CH)$	Cyclopropylacetylene	M. Collins	In press
$C_4H_4O (O-CH_2-CH-C\equiv CH)$	Epoxybutyne	M. Collins	In press
$C_3H_9N (CH_3CH_2NHCH_3)$	Methylaminoethane	R. Penn	Near planar conformer, inversion effects

49. Name of Institution Tokyo Institute of Technology
 Name of Department or Institute Laboratory of Molecular Spectroscopy
 Name to Whom Queries Should Be Adressed Kunio Kozima

<u>FORMULA</u> *	<u>NAME OF COMPOUND</u>	<u>NAME OF INVESTIGATOR</u> **	<u>PRESENT STAGE OR PROGRESS</u>
$C_2H_4O (\text{ethylene oxide})$	Ethylene oxide	C. Hirose	r_s -structure manuscript in preparation
$C_2H_4O (\text{ethylene oxide})$	Ethylene oxide	N. Yoshimizu	Q-branch for a vib'l. state assigned
$CSSe (SCSe)$	Thiocarbonyl selenide	C. Hirose	J.Chem.Phys., <u>55</u> , 5120
$C_4H_6O ((CH_2CH)_2O)$	Divinyl ether	C. Hirose	Q-branch for several vib'l. states assigned (cis-trans isomer)
C_6H_5NO	2-Pyridine aldehyde	Y. Kawashima	Spectrum assigned for trans isomer
CD_3I	Methyl iodide	K. Okiye	Dbl. resonance in progress
C_5H_6S	3-Methylthiophene	T. Ogata	In press J. Mol. Spectrosc.
$C_3H_5NO_2$	2-Nitropropene	K. Tochigi	Spectrum assigned. Vib'l. states in progress

C_7H_5OF	o-Fluoro- benzaldehyde	N. Yoshimizu	Spectrum observed. Analysis in progress
------------	---------------------------	--------------	--

50. GOVERNMENT CHEMICAL INDUSTRIAL RESEARCH INSTITUTE, TOKYO
 2nd Division
 Honmachi-1, Shibuya-ku, Tokyo
 Chi Matsumura

$C_3D_2H_2$	Allene 1,1-d ₂	Matsumura	Spectrum assigned
$C_2H_4Cl_2$	1,2-Dichloroethane	Matsumura	Isotopic species
$Cl_3OV (VOCl_3)$	Trichlorooxo vanadium	Karakida	Paper submitted
$F_3Sb (SbF_3)$	Antimony trifluoride	Takeo	Excited states

51. Toyama University
 Gofuku, Toyama 930, Japan

Takeshi Kojima

DND	Nitrosyl deuteride	K. Takagi	Manuscript in preparation. Cowork with Dr. S. Saito of Sagami Chemical Research Center
HNO	Nitroxyl	K. Takagi	Spectrum assigned Cowork with Dr. S. Saito
$CH_5N(CH_3NHD)$	Methyl amine	K. Takagi T. Kojima	Manuscript in preparation
$H_3NO(NH_2OH)$	Hydroxyl amine	S. Tsunekawa	In press.

2. Name of Institution University Ulm D 75 Karlsruhe 21
 Name of Department or Institute Department of Physical Chemistry Hertzstr. 16 Bau 351
 Name to Whom Queries Should Be Addressed Professor Dr. Werner Zeil

<u>FORMULA*</u>	<u>NAME OF COMPOUND</u>	<u>NAME OF INVESTIGATOR**</u>	<u>PRESENT STAGE OF PROGRESS</u>
C_3H_2Cl ($ClCH_2-C\equiv C-Cl$)	1,3-tri chloro propin	H. Günther	some isotopic species assigned
C_2HD_6SiCl $\left[(CD_3)_2SiHCl \right]$	Dimethyl chloro silane	B. Haas, R. Gegenheimer	work in progress
C_2D_7SiCl $\left[(CD_3)_2SiDCl \right]$	"	"	"
$C_2H_2D_5SiCl$ $\left[CD_3CD_2HSiHCl \right]$	"	"	"
C_2H_7SiCl ($C_2H_5SiH_2Cl$)	Ethyl chloro silane	V. Typke	trans- and gauche form assigned
$CSFCl$ ($S=CFCl$)		H. Kohrmann	work completed

3. Name of Institution Virginia Polytechnic Institute and State University
 Name of Department or Institute Chemistry
 Name to Whom Queries Should Be Addressed Jack D. Graybeal

<u>FORMULA*</u>	<u>NAME OF COMPOUND</u>	<u>NAME OF INVESTIGATOR**</u>	<u>PRESENT STAGE OF PROGRESS</u>
C_2H_2BrN (CH_2BrCN)	Bromoacetonitrile	M. Gunt	Spectra of ^{79}Er and ^{81}Er species assigned. Second order NQR study in progress
CrF_2O_2	Chromyl fluoride	C. Shoemaker	Spectrum partly assigned.

54. University of Wisconsin, Madison
Department of Chemistry
Madison, Wisconsin 53706

R. Claude Woods

$C_4H_{10}O$ ($C(CH_3)_3OH$) t-butyl alcohol E. Valenzuela In progress

$C_2H_4O_2$ (CH_2OHCHO) glycolaldehyde T. Dixon In progress

55. Name of Institution Universität Frankfurt am Main
Name of Department or Institute Institut für Physikalische Chemie
Name to Whom Queries Should be Addressed Prof. Dr. H. Hartmann

<u>FORMULA</u>	<u>NAME OF COMPOUND</u>	<u>NAME OF INVESTIGATOR</u>	<u>PRESENT STAGE OF PROGRESS</u>
$(HF)_n$	Hydrogen fluoride	Udo V. Reichert	Spectrum assigned for hexamers and heptamers at low pressures and temperatures.

FORMULA INDEX

- AlBr - Aluminum bromide - 3
 AlI - Aluminum iodide - 3
 AsF₃ - Arsenic Trifluoride - 16
 BaO - Barium oxide - 3,6
 BF₂HO(BF₂OH) - Difluorohydroxyboron - 40
 BH₆P(BH₃PH₃) - Phosphine borane - 43
 BrCs (CsBr) - Cesium bromide - 3
 BrGeH₃ (GeH₃Br) - Germyl bromide - 22
 BrO - Bromine monoxide - 16
 BrTl (TlBr) - Thallium bromide - 3
 CHNO - Fulminic acid - 15
 CHNS (HNCS) - Isothiocyanic acid - 15
 CH₂F₂ - Difluoro methane - 16, 23
 CH₂N₂ - Diazomethane - 8
 CH₂N₂ (NH₂CN) - Cyanamide - 11
 CH₂N₄ - Tetrazole - 36
 CH₂O(HCHO) - Formaldehyde - 9, 18
 CH₂O₂(HCOOH) - Formic acid - 18
 CH₃Cl, CD₃Cl - Methyl chloride - 23, 16
 CH₃ClS - Methane sulfenyl-chloride - 15
 CH₃F - Methyl fluoride - 16
 CH₃F₂OP (CH₃OPF₂) - Methoxydifluorophosphine - 26
 CH₃F₂P (CH₃PF₂) - Methyl difluorophosphine - 26
 CH₃GeN (GeH₃CN) - Germyl cyanide - 45
 CH₃I - Methyl Iodide - 9, 49, 39
 CH₃N (CH₂NH) - Methyleneimine - 31
 CH₃NO - Nitrosomethane - 5
 CH₃NO (CHONH₂) - Formamide - 16, 31, 8
 CH₃NO₂ - Nitro-methane - 5, 18
 CH₃NO₃ - Methyl nitrate - 5
 CH₃NS (CHSNH₂) - Thioformamide - 16
 CH₃NSi (SiH₃CN) - Silyl cyanide - 45
 CH₄C1N(N(CH₃)HCl) - Mono-chloro-methylamine - 4
 CH₄O - Methyl alcohol - 32, 47
 CH₄S - Methyl mercaptan (isotopes) - 47
 CH₅As (CH₃AsH₂) - Methylarsine - 36
 CH₅N(CH₃NHD) - Methyl amine - 51
 CH₅NO(CH₃ONH₂) - Methoxyamine - 14
 CH₆BF₂P (CH₃PF₂BH₃) - Methyl difluoro-phosphine-BH₃ - 26
 CH₆OSi(CH₃OSiH₃) - Silyl methyl ether - 40
 CH₆Si(CH₃SiH₃) - Methyl silane - 16
 CH₇B₅ - Carba-hexaborane (7) - 44
 CH₈BP(CH₃PH₂BH₃) - Methylphosphine borane - 27
 CC1FO - Carbonyl fluorochloride - 15
 CC1FS - 52
 CFN (FCN) -Cyanogenfluoride - 31, 11
 CF₂NP(PF₂CN) - Cyanodifluorophosphine - 20
 CF₂N₂(NF₂CN) - Difluorocyanamide - 26, 11
 CF₂O(F₂CO) - Carbonyl fluoride - 33
 CF₃NO - Trifluoronitrosomethane - 33

- $\text{CF}_4\text{O}(\text{CF}_3\text{OF})$ - Trifluoromethylhypofluorite - 17
 $\text{CF}_5\text{P}(\text{CF}_3\text{PF}_2)$ - Trifluoromethyl fluoro phosphine - 45
 $\text{CKN}(\text{KCN})$ - Potassium cyanide - 36
 $\text{CNNa}(\text{NaCN})$ - Sodium cyanide - 36
 $\text{CNO}(\text{NCO})$ - 16
 $\text{CN}_4(\text{MCN}_3)$ - Cyanogen azide - 29
 $\text{COS}(\text{OCS})$ - Carbonyl sulphide - 9

 $\text{CSSe}(\text{SCSe})$ - Thiocarbonyl selenide - 49
 C_2HI - Iodoacetylene - 33
 $\text{C}_2\text{H}_2\text{BrN}(\text{CH}_2\text{BrCN})$ - Bromoacetonitrile - 53
 $\text{C}_2\text{H}_2\text{N}_2\text{O}$ - 1,3,4-oxadiazole - 8
 $\text{C}_2\text{H}_2\text{N}_2\text{O}$ - 2,4-oxadiazole - 2
 $\text{C}_2\text{H}_2\text{N}_2\text{S}$ - 2,4-thiadiazole - 2
 $\text{C}_2\text{H}_2\text{N}_2\text{Se}$ - Selenadiazole - 29
 $\text{C}_2\text{H}_2\text{O}$ - Glyoxal - 43
 $\text{C}_2\text{H}_2\text{O}_3(\text{CHO}-\text{COOH})$ - Glyoxylic acid - 35
 $\text{C}_2\text{H}_3\text{BF}_2[\text{CH}_2\text{CHBF}_2]$ - Vinyl difluoroborane - 43
 $\text{C}_2\text{H}_3\text{Br}$ - Vinyl bromide - 21
 $\text{C}_2\text{H}_3\text{ClO}(\text{CH}_2\text{ClCHO})$ - Chloroacetaldehyde - 25
 $\text{C}_2\text{H}_3\text{ClO}_2$ - Methyl chloroformate - 2
 $\text{C}_2\text{H}_3\text{N}(\text{CH}_3\text{CN})$ - Methyl cyanide - 9, 39

 $\text{C}_2\text{H}_3\text{N}(\text{CH}_3\text{NC})$ - Methyl isocyanide - 18, 23
 $\text{C}_2\text{H}_3\text{NO}$ - Glycollonitrile - 4
 $\text{C}_2\text{H}_3\text{NO}_2$ - Nitroethylene - 46
 $\text{C}_2\text{H}_3\text{NO}_2(\text{HN}(\text{CHO})_2)$ - Diformamide - 12

 $\text{C}_2\text{H}_3\text{NS}$ - Methyl rhodanate - 10, 15
 $\text{C}_2\text{H}_3\text{N}_3$ - 1,2,3-triazole - 8
 $\text{C}_2\text{H}_3\text{N}_3$ - 1,2,4-triazole - 29
 $\text{C}_2\text{H}_3\text{N}_3\text{O}_2(\text{N}_3\text{OCOCH}_3)$
 Methyl azidoformate (isotopes) - 47
 $\text{C}_2\text{H}_4\text{ClF}$ - 1,1-fluorochloroethane - 7
 $\text{C}_2\text{H}_4\text{ClN}$ - 1-Chloro-aziridine - 8
 $\text{C}_2\text{H}_4\text{Cl}_2$ - 1,2-dichloroethane - 50
 $\text{C}_2\text{H}_4\text{N}_2$ - Amino acetonitrile - 12
 $\text{C}_2\text{H}_4\text{O}$ - Ethylene oxide - 49
 $\text{C}_2\text{H}_4\text{O}_2$ - Acetic acid - 22, 24
 $\text{C}_2\text{H}_4\text{O}_2(\text{CH}_2\text{OHCHO})$ - Glycolaldehyde - 35, 5
 $\text{C}_2\text{H}_4\text{O}_2$ - Peroxirane - 29
 $\text{C}_2\text{H}_4\text{O}_2\text{S}$ - Ethylene sulfone - 28
 $\text{C}_2\text{H}_4\text{O}_3(\text{CH}_2\text{OHCOOH})$ - Glycolic acid - 13
 $\text{C}_2\text{H}_4\text{O}_3(\text{H}_2\text{COOCH}_2\text{O})$ - 1,2,4-trioxacyclopentane - 27
 $\text{C}_2\text{H}_4\text{S}_2(\text{CH}_2(\text{SH})_2)$ - Dithio methane - 17
 $\text{C}_2\text{H}_5\text{N}$ - Aziridine (ethylenimine) - 8
 $\text{C}_2\text{H}_5\text{NO}_3$ - Ethyl nitrate - 12
 $\text{C}_2\text{H}_6\text{F}_2\text{NP}$ - Dimethylamino-difluorophosphine - 4

 $\text{C}_2\text{H}_6\text{O}$ - Ethyl alcohol (isotopes) - 21, 47
 $\text{C}_2\text{H}_6\text{O}_2(\text{HOCH}_2-\text{CH}_2\text{OH})$ - Ethyleneglycol - 35
 $\text{C}_2\text{H}_6\text{O}_2(\text{DOCH}_2-\text{CH}_2\text{OD})$ - d_2 -Ethyleneglycol - 35
 $\text{C}_2\text{H}_6\text{S}$ $\text{CH}_3-\text{S}-\text{CH}_3$ - Dimethyl sulfide - 10, 15
 $\text{C}_2\text{H}_7\text{As}((\text{CH}_3)_2\text{AsH})$ - Dimethylarsine - 36
 $\text{C}_2\text{H}_7\text{B}_3$ - Dicarbapentaborane(7) - 44

- C_2H_7ClSi - Ethyl chloro silane - 52
 C_2H_7ClSi - Dimethyl chloro silane - 52
 $C_2H_{10}BN[(CH_3)_2HPBH_3]$ - Dimethyl amine borane - 43
 $C_2H_{10}BP[(CH_3)_2HPBH_3]$ - Dimethyl phosphine borane - 43
 C_3HF_3 - Trifluoropropyne - 39
 $C_3H_2Cl_2(ClCH_2-C\equiv C-Cl)$ - 1,3-di chloro propyne- 52
 $C_3H_3Br(CH_2=C=CHBr)$ - Bromoallene - 30
 $C_3H_3Cl(CH_2=C=CHCl)$ - Chloroallene - 30
 C_3H_3ClO - Acryloyl chloride - 40
 $C_3H_3F(CH_2=C=CHF)$ - Fluoroallene - 30
 $C_3H_3F_3(CF_3CHCH_2)$ - 3,3,3-trifluoropropene - 41
 $C_3H_3F_3O_2(CF_3COOCH_3)$ - Methyl trifluoroacetate - 2
 C_3H_4 - Allene 1,1-d₂ - 16, 50
 C_3H_4 - Propyne, Propyne-d₁ - 39
 $C_3H_4ClN(ClCH_2CH_2CN)$ - 3-chloropropionitrile - 12
 $C_3H_4F_2$ - 2,3 difluoropropene - 6
 $C_3H_4N_2$ - Imidazole - 2
 $C_3H_4N_2$ - Pyrazole - 8
 C_3H_4O - Propargyl alcohol - 4
 $C_3H_4O_2(CH_2OCHCHO)$ - Glycidaldehyde - 26
 C_3H_4S - Propargyl mercaptan - 2, 15
 C_3H_5ClO - Epichlorohydrin - 28
 C_3H_5FO - Epifluorohydrin - 28
 C_3H_5FO - Propionyl fluoride - 2
 $C_3H_5N(CH_3-CH_2-CN)$ - Propionitrile - 15
 $C_3H_5NO(CH_3CH_2NCO)$ - Ethylisocyanate - 35
 $C_3H_5NO_2$ - 2-Nitropropene - 49
 $C_3H_5NO_2$ ($\underline{CH_2-CH_2-CH-NO_2}$) - Nitrocyclopropane - 48
 $C_3H_5NS(CH_3CH_2SCN)$ - Ethylthiocyanate- 35
 C_3H_6O - Cyclopropanol - 2
 C_3H_6O - Oxetane-n, d₆, β-d₂, α-d₄, α-d₂ species. - 39
 C_3H_6O - Propanal - 12
 $C_3H_6O_2$ - Glycidol - 32
 $C_3H_6O_2$ - Propionic acid - 2
 $C_3H_6O_2(CH_3COCH_2OH)$ - Acetol (2-propanone-1-hydroxyl) - 17
 $C_3H_6O_3(CH_2OHCOOCH_3)$ - Methyl glycolate - 1
 $C_3H_6O_3(H_2CO)_3$ - Trioxane - 18
 C_3H_7ClO - 1-chloro-3-hydroxypropane - 12
 $C_3H_7F(CH_3CHFCH_3)$ - 2-fluoropropane - 41
 C_3H_7N - N-Methylethylidenimine - 46
 $C_3H_7N(CH_2=CHCH_2NH_2)$ - Allylamine - 30, 10
 $C_3H_7NO(HCON(CH_3)_2)$ - Dimethylformamide - 26
 $C_3H_8O[(CH_3)_2CHOH]$ - Isopropanol - 16
 C_3H_8S - Isopropyl mercaptan - 2, 48
 $C_3H_9BrGe[(CH_3)_3GeBr]$ - Trimethyl bromo germane - 43
 $C_3H_9N(CH_3CH_2CH_2NH_2)$ - n-Propylamine - 32
 $C_3H_9N(CH_3CH_2NHCH_3)$ - Methylaminoethane - 48
 $C_3H_9N((CH_3)_2CHNH_2)$ - Isopropyl amine - 48
 $C_3H_9N_3Si((CH_3)_3SiN_3)$ - Trimethyl silyl azide - 45
 $C_3H_{10}Ge[(CH_3)_3GeH]$ - trimethyl germane - 43

- $C_3H_{12}BN[(CH_3)_3NBH_3]$ - Trimethylamine borane - 43
 $C_3H_{12}BP((CH_3)_3PBH_3)$ - Trimethylphosphine borane - 27
 $C_3BrN(BrCCCN)$ - Bromocyanoacetylene - 35
 $C_3ClF_3(CF_3CCCl)$ - Trifluoromethylchloroacetylene - 35
 $C_3ClN(ClCCCN)$ - Chlorocyanoacetylene - 35
 $C_3F_4(CF_3CCF)$ - Perfluoropropyne - 2
 $C_3IN(ICCCN)$ - Iodocyanoacetylene - 35
 $C_4H_2N_2(NC-CH=CH-CN)$ - Maleonitrile - 8
 $C_4H_3N(CH_2=C=CHCN)$ - Cyanoallene - 30
 $C_4H_4Cl_2$ - Dichloromethylenecyclopropane - 24
 $C_4H_4O(O-CH_2-CH-C\equiv CH)$ - Epoxybutyne - 48
 C_4H_4O - 2,5-dideuterofuran - 15
 $C_4H_4O_2(HCOOCH_2CCH)$ - Propargyl formate - 2
 $C_4H_4O_2(O-CH_2-CH=CH-CO)$ - γ -Crotonolactone - 19
 $C_4H_4N_2$ - Pyrimidine - 29
 C_4H_4Se - Selenophene - 15
 C_4H_4Te - Tellurophene - 29
 C_4H_5N - Allyl iso-cyanide - 32
 $C_4H_5N(CH_2-CH_2-CH-CN)$ - Cyclopropyl cyanide - 48
 C_4H_5NO - 5 methyl isoxazole - 2
 C_4H_5NS - 3-methyl-iso-thiazole - 2
 $C_4H_5NS(CH_2=CHCH_2NCS)$ - Allyl isothiocyanate - 30
 $C_4H_6B_2$ - Tetracarban hexaborane(6) - 44
 $C_4H_6N_2$ - N-methyl imidazole - 2
 $C_4H_6O((CH_2CH)_2O)$ - Divinyl ether - 49
 $C_4H_6O((CH_3)_2CCO)$ - Dimethylketene - 10, 15
 C_4H_6O - Oxaspiropentane - 2
 $C_4H_6O_2$ - γ -Butyrolactone - 19, 43
 $C_4H_6O_2$ - Cyclopropyl carboxylic acid - 2
 $C_4H_6O_2$ - 3,6-dioxabicyclo [3.1.0.] hexane - 31, 39
 $C_4H_6O_2(O=C-O-CH-CH_3)$ - β -butyrolactone - 42
 $C_4H_7Cl(CH_2C(CH_3)CH_2Cl)$ - iso-butenyl chloride - 12
 C_4H_7Cl - Cyclopropylcarbinyl chloride - 28
 C_4H_7FO - Isobutyryl fluoride - 2
 C_4H_7N - n-propyl- isonitrile - 12
 $C_4H_7NO(CH_2-(CH_2)_2-NH-CO)$ - Pyrrolidone - 19
 C_4H_8O - Isobutyraldehyde - 2
 C_4H_8O - Cyclopropyl carbinol - 32
 $C_4H_8O(CH_2-CH_2-CH-O-CH_3)$ - Cyclopropyl methyl ether - 48
 $C_4H_8O(CH_3CH_2CH_2CHO)$ - n-Butyraldehyde - 26
 C_4H_8OS - Thioxane - 31
 $C_4H_8O_2$ - Isobutyric acid - 2
 $C_4H_8O_2(CH_2CH_2OCH_2OCH_2)$ - 1,3-dioxane - 20
 $C_4H_9NOSi[(CH_3)_3SiNCO]$ - Trimethyl silyl isocyanate - 43, 45
 $C_4H_9NSSi[(CH_3)_3SiNCS]$ - Trimethyl silyl isothiocyanate - 43, 45
 $C_4H_9NSi[(CH_3)_3SiCN]$ - Trimethyl silyl cyanide - 43
 $C_4H_9NSi[(CH_3)_3SiNC]$ - Trimethyl silyl isocyanide - 43

- $C_4H_{10}O$ ($C(CH_3)_3OH$) - t-butyl alcohol - 54
 $C_4H_{11}P[(CH_3)_3P=CH_2]$ - Trimethyl methylene phosphorane - 6
 C_5H_4 ($CH\equiv C-CH_2-C\equiv CH$) - 1,4-pentadiyne - 27
 C_5H_4BrN - 2-Bromopyridine, 4-Bromopyridine - 4
 C_5H_4ClN - 2-chloropyridine - 15, 29
 C_5H_4FN - 2-Fluoropyridine - 15
 $C_5H_4O_2$ - Cyclopent-2-en-1,4-dione - 39
 C_5H_5As - Arsabenzene - 27
 $C_5H_5BeCl(C_5H_5BeCl)$ - Cyclopentadienylberyllium chloride - 35
 C_5H_5In - Cyclopentadienyl indium - 5
 C_5H_5N - Pyridine - 8, 15
 C_5H_5NNiO (C_5H_5NiNO) - Cyclopentadienyl nitrosyl nickel - 5
 C_5H_5NO - Pyridine N-oxide - 8
 C_5H_5PtNO (C_5H_5NOPt) - Cyclopentadienyl nitrosyl platinum - 5
 C_5H_5P - Phosphabenzene - 27
 C_5H_5Tl - Cyclopentadienyl thallium - 5
 C_5H_6 ($\underline{CH_2-CH_2-CH-C\equiv CH}$) - Cyclopropylacetylene - 48
 C_5H_6 ($CH_3CHCHCCH$) - trans 3-penten-1-yne - 25
 C_5H_6O ($\underline{CH_2-CH_2-CH=CH-CO}$) - Cyclopent-2-en-1-one - 19
 C_5H_6O ($\underline{CH_2-CH_2=CH-CH_2-CO}$) - Cyclopent-3-en-1-one - 19
 C_5H_6S - 3-methyl-thiophene - 49
 C_5H_7N (C_4H_7CN) - Cyclobutylcyanide - 14
 C_5H_8 - Bicyclo[2.1.0.] pentane - 14
 C_5H_8 [$CH_2=CHCH_2CH=CH_2$] - 1,4-pentadiene - 16
 C_5H_8 ($\underline{CH_2CH_2CHCHCH_2}$) - Vinylcyclopropane - 26
 C_5H_8 ($(CH_3)_2CH-C\equiv CH$) - Isopropylacetylene - 48
 C_5H_8 ($(CH_3)_2CCCH_2$) - Dimethylallene - 10
 C_5H_8O - 4,5-dihydro-2-methylfuran - 43
 C_5H_8O ($\underline{CH_2CH_2CHCOCH_3}$) - Cyclopropyl meth ketone - 26
 C_5H_9NO ($(CH_3)_3CCNO$) - Pivalo-nitile oxide - 1
 C_5H_9NO [$(CH_3)_3CNCO$] - Trimethyl isocyanate - 43
 $C_5H_9O_3P$ - 1-methyl 4 phospho 3,5,8 trioxabicyclo[222] octane - 19
 $C_5H_{10}O$ ($(CH_3)_3CCHO$) - Pivaldehyde - 15
 $C_5H_{10}S$ - Pentamethylene sulfide - 31
 $C_5H_{11}N$ - Piperidine - 19
 C_6H_4BrF (m- C_6H_4FBr) - m-fluoro-bromobenzene - 1
 C_6H_4BrF (o- C_6H_4FBr) - o-fluoro-bromobenzene - 1
 $C_6H_4Cl_2$ - o and m-dichlorobenzene - 29
 C_6H_5BrO - 4-bromo-phenol - 8
 C_6H_5ClO - 4-chloro-phenol - 8
 C_6H_5FO - 4-fluoro-phenol - 8
 C_6H_5NO - 2-Pyridine aldehyde - 49
 $C_6H_5NO_2$ - Nitrobenzene - 8
 $C_6H_5NO_3$ - o-nitrophenol - 40
 C_6H_6FN - Meta-fluoro-aniline - 4
 C_6H_6FN (F $C_6H_4NH_2$) - Parafluoro-aniline - 11
 C_6H_6O - Phenol, Phenol-OD, Phenol- ^{13}C - 8
 C_6H_6O (C_6H_5OD) - Deutero phenol - 46
 C_6H_6S - Thiophenol - 8
 C_6H_7N - aniline - 8
 C_6H_8O - Bicyclo(2.1.1)hexan-5-one - 42

FNO - Nitrosyl fluoride - 15
FS - Sulfur monofluoride - 16
FTl (TlF)- Thallium fluoride - 3
F₂Ge (GeF₂)- Germanium difluoride - 40
F₂N (NF₂)- Nitrogen (II) fluoride - 29
F₂OS (F₂SO)- Thionyl fluoride - 18, 33
F₂Si(SiF₂) - Silicon difluoride - 16
F₃HSi - Trifluorosilane - 39
F₃H₃Si₂ (SiF₃SiH₃)- 1,1,1, trifluoro
disilane - 44
F₃Sb (SbF₃) - Antimony trifluoride - 50
GeH₃I - Germyl iodide - 22
GeTe - Germanium telluride - 3
HNO - Nitroxyl - 41
HNO₂ - Nitrous acid - 5
HO - OH radical - 6
H₂¹⁶O - Water and isotopes - 18, 21
H₃N (NH₃) - Ammonia - 23
H₃NO(NH₂OH) - Hydroxyl amine - 51
H₄N₂ N₂D₄ - Hydrazine-d₄ - 14
H₉PSi₃[(SiH₃)₃P] - Silylphosphine - 34
IK (KI) - Potassium iodide - 3
IO - IO radical - 41
I Tl (Tl I) - Thallium iodide - 3
NP (PN) - Phosphorous nitride - 3
NS - NS radical - 18
N₂O₃ - Dinitrogen trioxide - 5, 26
OS - SO radical - 18
O₂ - Oxygen - 16
O₂S (¹⁶O³²S¹⁶O)- Sulfur dioxide - 21
O₃ - Ozone - 18
SSi (SiS) - Silicon sulfide - 3
SSn(SnS)- Tin sulfide - 3